

Instructions for use

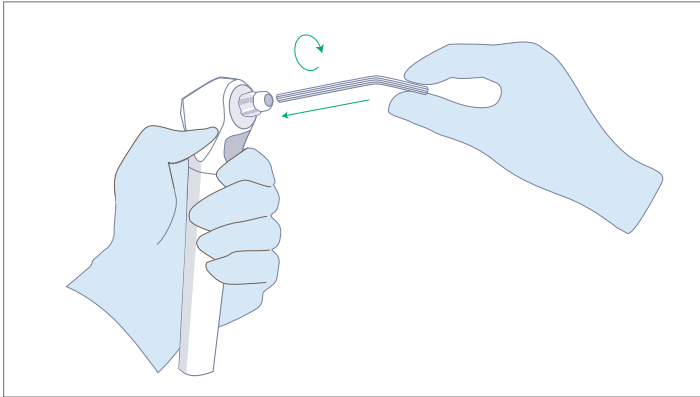
Product description

3 in 1 Disposable Air/Water Syringe Tips Easy Tips

topdental™
Bossklein®

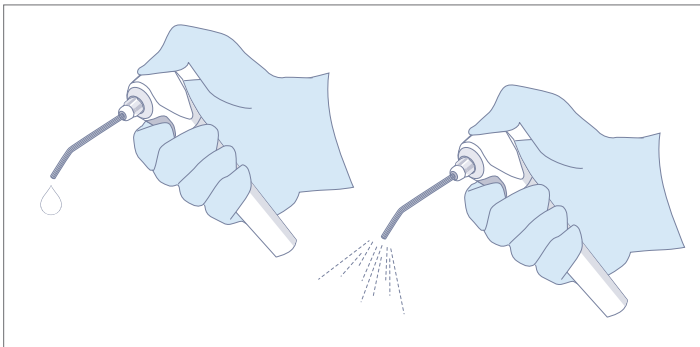
Date of revision: 22/02/24 v1.4

This guide is intended for doctors and dental staff. Before using the 3 in 1 Disposable Air/Water Syringe Tips check label for any cautions, warnings and storage instructions.



1. INSTALL THE TIP

Holding the adaptor body securely, loosen thumb nut and insert tip. Push tip into adaptor as far as possible and whilst still pushing inward twist tip half a turn clockwise. Hand tighten thumb nut. To re-direct tip, push in on tip whilst rotating clockwise.

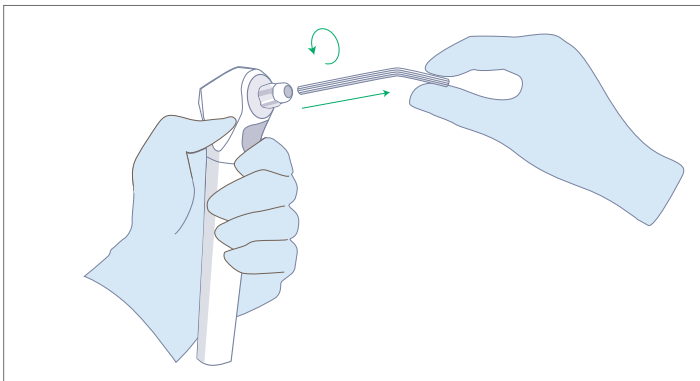


2. CHECK THE TIP IS INSTALLED CORRECTLY

Manual check: Point the syringe at the floor and press the air button several times to be sure the tip is properly installed. Express water then express air only, if air contains moisture or if tip dislodges refer to syringe manufacturers instructions.

WARNING

Ensure syringe tips are correctly inserted and locked in place. Using syringe tips not secured in place may result in syringe tip ejection. Tip ejection may result in ingestion or aspiration of the tip, requiring immediate medical attention.



3. AFTER USE

To remove tip, hold adaptor body and loosen thumb nut. Pull out tip and discard.

CONTRAINDICATION

3 in 1 Disposable Air/Water Syringe Tips are for single use only. Re-use may result in cross contamination.

Intended Use / Intended Purpose: Used to supply water, compressed air or mist into the oral cavity for the purpose of irrigation, cleaning debris away from the area or individual tooth work (drying).

Intended Users: The products are used within the dental surgery by the dentist or dental assistant. Any serious incident related to this medical device must be reported to the manufacturer and the competent authorities.

Indications: Used in dental procedures as a single-use, disposable device to prevent cross-contamination between patients.

Performance Characteristics: • Separate air and water channels to prevent cross over, delivers dry air. • Secure fitting. • Prevents cross-contamination between patients. • Bevelled edges for patient safety.

Dental Units/Syringe Types: Easy Tips are used for syringes that have adaptors and thumb nut attachment.

Disposal: Dispose of in accordance with local waste disposal guidelines/regulations.

Patient Population: Dental surgery patients, both adults and children.

CE
1639

EC REP

DIRECTA AB P.O. Box 723,
Finvids väg 8 SE-194 27
Upplands Väsby, Sweden

UK
CA
0120

MD

2

☒

60
40%

30°C
0°C