

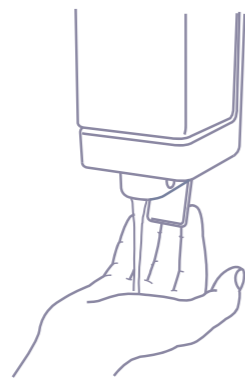
# HAND cleaning

**Bossklein®**  
Complete **hygiene** solutions

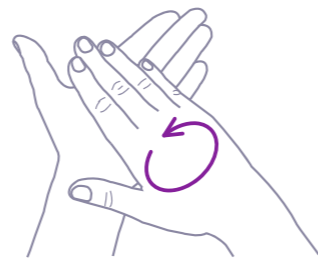
## Using hand soap



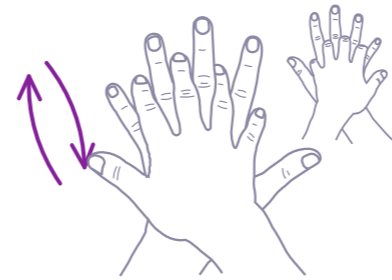
**1a** Wet hands with water



**1b** Apply enough soap cover all hand surfaces



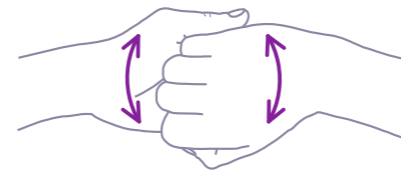
**2** Rub hands palm to palm



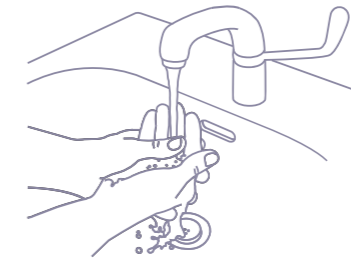
**3** Rub back of each hand with the palm of the other hand with fingers interlaced



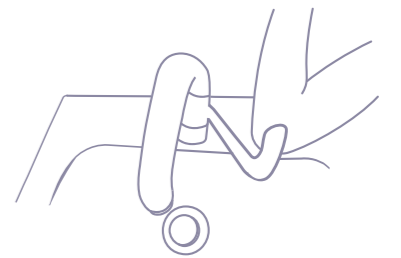
**4** Rub palm to palm with fingers interlaced



**5** Rub with backs of fingers to opposing palms with fingers interlocked



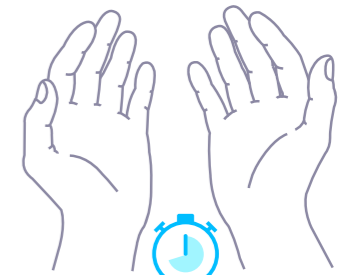
**9** Rinse hands with water



**10** Use elbow to turn off tap



**11** Dry with a single-use towel



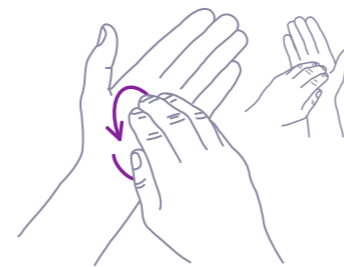
**12** Once dry, your hands are safe  
40-60 sec



**1** Apply a small amount (about 3ml) of handgel in a cupped hand and cover all surfaces



**6** Rub each thumb clasped in opposite hand using rotational movement



**7** Rub tips of fingers in opposite palm in a circular motion



**8** Rub each wrist with opposite hand



**9** Once dry, your hands are safe  
30 sec

## Using handgel

CONTAINS  
**ALOE VERA**

